

Fort Lauderdale Police Department

Violent Crimes Division | Crime Analysis Unit




1515 W CYPRESS CREEK RD, FORT LAUDERDALE, FL 33309 | (954) 828-5700 | WWW.FLPD.GOV



HOA Monthly Report

Data is based on incidents approved in the Axon Report Management System as of May 31, 2024. Numbers are subject to change to reflect upgrades/downgrades.

The report is color coded as follows:

	District 1
	District 2
	District 3

MONTHLY REPORT AT MAY 2024									
HOA	OFFENSE	Mar-23	Apr-23	May-23	Mar-24	Apr-24	May-24	Current Period-Same Period Last Year % +/-	Current Month-Previous Month % +/-
Bal Harbour	Robbery	0	0	0	0	0	0	N/C	N/C
	Burglary Residence	0	0	0	0	0	0	N/C	N/C
	Burglary Conveyance	0	0	1	0	0	0	-100%	N/C
	Burglary Business	0	0	0	0	0	0	N/C	N/C
	Vehicle Theft	0	0	0	1	1	0	N/C	-100%
Bal Harbour Total		0	0	1	1	1	0	100%	-100%
MONTHLY REPORT AT MAY 2024									
HOA	OFFENSE	Mar-23	Apr-23	May-23	Mar-24	Apr-24	May-24	Current Period-Same Period Last Year % +/-	Current Month-Previous Month % +/-
Bay Colony Club Condominium	Robbery	0	0	0	0	0	0	N/C	N/C
	Burglary Residence	0	0	0	0	0	0	N/C	N/C
	Burglary Conveyance	0	0	0	0	0	0	N/C	N/C
	Burglary Business	0	0	0	0	0	0	N/C	N/C
	Vehicle Theft	0	0	0	0	0	0	N/C	N/C
Bay Colony Club Condominium Total		0	0	0	0	0	0	N/C	N/C
MONTHLY REPORT AT MAY 2024									
HOA	OFFENSE	Mar-23	Apr-23	May-23	Mar-24	Apr-24	May-24	Current Period-Same Period Last Year % +/-	Current Month-Previous Month % +/-
Bay Colony HOA	Robbery	0	0	0	0	0	0	N/C	N/C
	Burglary Residence	0	0	0	0	0	0	N/C	N/C
	Burglary Conveyance	0	0	0	0	0	0	N/C	N/C
	Burglary Business	0	0	0	0	0	0	N/C	N/C
	Vehicle Theft	0	0	0	0	0	0	N/C	N/C
Bay Colony HOA Total		0	0	0	0	0	0	N/C	N/C
MONTHLY REPORT AT MAY 2024									
HOA	OFFENSE	Mar-23	Apr-23	May-23	Mar-24	Apr-24	May-24	Current Period-Same Period Last Year % +/-	Current Month-Previous Month % +/-
Bermuda Riviera	Robbery	0	0	0	0	0	0	N/C	N/C
	Burglary Residence	0	0	0	0	0	0	N/C	N/C
	Burglary Conveyance	0	0	0	0	1	0	N/C	-100%
	Burglary Business	0	0	0	0	0	0	N/C	N/C
	Vehicle Theft	0	0	0	0	0	0	N/C	N/C
Bermuda Riviera Total		0	0	0	0	1	0	N/C	-100%
MONTHLY REPORT AT MAY 2024									
HOA	OFFENSE	Mar-23	Apr-23	May-23	Mar-24	Apr-24	May-24	Current Period-Same Period Last Year % +/-	Current Month-Previous Month % +/-
Beverly Heights	Robbery	0	0	1	0	0	0	-100%	N/C
	Burglary Residence	0	0	0	0	0	0	N/C	N/C
	Burglary Conveyance	1	3	1	1	1	1	-40%	0%
	Burglary Business	0	0	0	1	0	1	N/C	N/C
	Vehicle Theft	1	1	2	0	0	0	-100%	N/C
Beverly Heights Total		2	4	4	2	1	2	-50%	100%
MONTHLY REPORT AT MAY 2024									
HOA	OFFENSE	Mar-23	Apr-23	May-23	Mar-24	Apr-24	May-24	Current Period-Same Period Last Year % +/-	Current Month-Previous Month % +/-
Birch Park Finger Sts	Robbery	0	0	0	0	0	0	N/C	N/C
	Burglary Residence	0	0	0	0	0	0	N/C	N/C
	Burglary Conveyance	0	0	0	0	0	0	N/C	N/C
	Burglary Business	0	0	0	0	0	0	N/C	N/C
	Vehicle Theft	0	1	0	0	0	0	-100%	N/C
Birch Park Finger Sts Total		0	1	0	0	0	0	-100%	N/C
MONTHLY REPORT AT MAY 2024									
HOA	OFFENSE	Mar-23	Apr-23	May-23	Mar-24	Apr-24	May-24	Current Period-Same Period Last Year % +/-	Current Month-Previous Month % +/-
Boulevard Park Isles	Robbery	0	0	0	0	0	0	N/C	N/C
	Burglary Residence	0	0	0	0	0	0	N/C	N/C
	Burglary Conveyance	3	0	0	0	0	0	-100%	N/C
	Burglary Business	0	0	0	0	0	0	N/C	N/C
	Vehicle Theft	0	0	0	0	0	0	N/C	N/C
Boulevard Park Isles Total		3	0	0	0	0	0	-100%	N/C

The numbers are subject to change to reflect upgrades/downgrades.

MONTHLY REPORT AT MAY 2024									
HOA	OFFENSE	Mar-23	Apr-23	May-23	Mar-24	Apr-24	May-24	Current Period-Same Period Last Year % +/-	Current Month-Previous Month % +/-
Breakwater Surf Homes	Robbery	0	0	0	0	0	0	N/C	N/C
	Burglary Residence	0	0	0	0	0	0	N/C	N/C
	Burglary Conveyance	0	0	0	0	0	0	N/C	N/C
	Burglary Business	0	0	0	0	0	0	N/C	N/C
	Vehicle Theft	0	0	0	0	0	0	N/C	N/C
Breakwater Surf Homes Total		0	0	0	0	0	0	N/C	N/C
MONTHLY REPORT AT MAY 2024									
HOA	OFFENSE	Mar-23	Apr-23	May-23	Mar-24	Apr-24	May-24	Current Period-Same Period Last Year % +/-	Current Month-Previous Month % +/-
Central Beach Alliance	Robbery	2	4	4	2	3	0	-50%	-100%
	Burglary Residence	0	0	0	0	0	0	N/C	N/C
	Burglary Conveyance	5	5	4	6	4	3	-7%	-25%
	Burglary Business	0	0	2	1	4	0	150%	-100%
	Vehicle Theft	1	4	2	9	1	4	100%	300%
Central Beach Alliance Total		8	13	12	18	12	7	12%	-42%
MONTHLY REPORT AT MAY 2024									
HOA	OFFENSE	Mar-23	Apr-23	May-23	Mar-24	Apr-24	May-24	Current Period-Same Period Last Year % +/-	Current Month-Previous Month % +/-
Chula Vista	Robbery	0	0	0	0	0	0	N/C	N/C
	Burglary Residence	0	0	0	0	0	0	N/C	N/C
	Burglary Conveyance	0	0	2	1	0	0	-50%	N/C
	Burglary Business	0	0	0	0	0	0	N/C	N/C
	Vehicle Theft	0	0	2	1	1	1	50%	0%
Chula Vista Total		0	0	4	2	1	1	0%	0%
MONTHLY REPORT AT MAY 2024									
HOA	OFFENSE	Mar-23	Apr-23	May-23	Mar-24	Apr-24	May-24	Current Period-Same Period Last Year % +/-	Current Month-Previous Month % +/-
City View Townhomes	Robbery	0	0	0	0	0	0	N/C	N/C
	Burglary Residence	0	0	0	0	0	0	N/C	N/C
	Burglary Conveyance	0	0	1	0	0	0	-100%	N/C
	Burglary Business	0	0	0	0	0	0	N/C	N/C
	Vehicle Theft	0	0	0	0	0	0	N/C	N/C
City View Townhomes Total		0	0	1	0	0	0	-100%	N/C
MONTHLY REPORT AT MAY 2024									
HOA	OFFENSE	Mar-23	Apr-23	May-23	Mar-24	Apr-24	May-24	Current Period-Same Period Last Year % +/-	Current Month-Previous Month % +/-
Colee Hammock	Robbery	0	0	0	0	0	1	N/C	N/C
	Burglary Residence	0	0	0	0	0	0	N/C	N/C
	Burglary Conveyance	2	2	1	1	0	0	-80%	N/C
	Burglary Business	1	0	1	0	1	0	-50%	-100%
	Vehicle Theft	1	0	2	3	1	0	33%	-100%
Colee Hammock Total		4	2	4	4	2	1	-30%	-50%
MONTHLY REPORT AT MAY 2024									
HOA	OFFENSE	Mar-23	Apr-23	May-23	Mar-24	Apr-24	May-24	Current Period-Same Period Last Year % +/-	Current Month-Previous Month % +/-
Coral Ridge	Robbery	0	0	3	2	0	1	0%	N/C
	Burglary Residence	0	0	0	0	0	0	N/C	N/C
	Burglary Conveyance	6	3	6	2	2	3	-53%	50%
	Burglary Business	0	0	1	1	1	0	100%	-100%
	Vehicle Theft	7	2	5	4	1	1	-57%	0%
Coral Ridge Total		13	5	15	9	4	5	-45%	25%
MONTHLY REPORT AT MAY 2024									
HOA	OFFENSE	Mar-23	Apr-23	May-23	Mar-24	Apr-24	May-24	Current Period-Same Period Last Year % +/-	Current Month-Previous Month % +/-
Coral Ridge Country Club Estate	Robbery	2	0	1	1	1	0	-33%	-100%
	Burglary Residence	0	0	0	0	0	0	N/C	N/C
	Burglary Conveyance	7	3	3	13	6	7	100%	17%
	Burglary Business	1	1	2	0	0	0	-100%	N/C
	Vehicle Theft	6	1	3	1	3	1	-50%	-67%
Coral Ridge Country Club Estate Total		16	5	9	15	10	8	10%	-20%

The numbers are subject to change to reflect upgrades/downgrades.

MONTHLY REPORT AT MAY 2024									
HOA	OFFENSE	Mar-23	Apr-23	May-23	Mar-24	Apr-24	May-24	Current Period-Same Period Last Year % +/-	Current Month-Previous Month % +/-
Coral Ridge Isles	Robbery	0	0	0	0	0	0	N/C	N/C
	Burglary Residence	0	0	0	0	0	0	N/C	N/C
	Burglary Conveyance	2	0	0	4	0	1	150%	N/C
	Burglary Business	0	0	0	0	0	0	N/C	N/C
	Vehicle Theft	1	0	0	1	0	1	100%	N/C
Coral Ridge Isles Total		3	0	0	5	0	2	133%	N/C
MONTHLY REPORT AT MAY 2024									
HOA	OFFENSE	Mar-23	Apr-23	May-23	Mar-24	Apr-24	May-24	Current Period-Same Period Last Year % +/-	Current Month-Previous Month % +/-
Coral Shores	Robbery	0	0	0	0	0	0	N/C	N/C
	Burglary Residence	0	0	0	0	0	0	N/C	N/C
	Burglary Conveyance	1	0	0	0	0	0	-100%	N/C
	Burglary Business	0	0	0	0	0	0	N/C	N/C
	Vehicle Theft	0	0	0	0	0	0	N/C	N/C
Coral Shores Total		1	0	0	0	0	0	-100%	N/C
MONTHLY REPORT AT MAY 2024									
HOA	OFFENSE	Mar-23	Apr-23	May-23	Mar-24	Apr-24	May-24	Current Period-Same Period Last Year % +/-	Current Month-Previous Month % +/-
Croissant Park	Robbery	0	0	1	0	0	0	-100%	N/C
	Burglary Residence	0	0	0	0	0	0	N/C	N/C
	Burglary Conveyance	1	3	1	1	2	4	40%	100%
	Burglary Business	0	0	0	0	0	0	N/C	N/C
	Vehicle Theft	0	2	2	3	1	0	0%	-100%
Croissant Park Total		1	5	4	4	3	4	10%	33%
MONTHLY REPORT AT MAY 2024									
HOA	OFFENSE	Mar-23	Apr-23	May-23	Mar-24	Apr-24	May-24	Current Period-Same Period Last Year % +/-	Current Month-Previous Month % +/-
Downtown Civic	Robbery	1	1	0	1	1	0	0%	-100%
	Burglary Residence	0	0	0	0	0	0	N/C	N/C
	Burglary Conveyance	6	4	5	2	4	6	-20%	50%
	Burglary Business	0	1	1	0	0	1	-50%	N/C
	Vehicle Theft	1	5	6	3	3	2	-33%	-33%
Downtown Civic Total		8	11	12	6	8	9	-26%	13%
MONTHLY REPORT AT MAY 2024									
HOA	OFFENSE	Mar-23	Apr-23	May-23	Mar-24	Apr-24	May-24	Current Period-Same Period Last Year % +/-	Current Month-Previous Month % +/-
Dillard Park	Robbery	0	0	2	0	0	0	-100%	N/C
	Burglary Residence	0	0	0	0	0	0	N/C	N/C
	Burglary Conveyance	0	0	0	0	1	1	N/C	0%
	Burglary Business	0	0	0	0	0	0	N/C	N/C
	Vehicle Theft	0	0	0	0	0	0	N/C	N/C
Dillard Park Total		0	0	2	0	1	1	0%	0%
MONTHLY REPORT AT MAY 2024									
HOA	OFFENSE	Mar-23	Apr-23	May-23	Mar-24	Apr-24	May-24	Current Period-Same Period Last Year % +/-	Current Month-Previous Month % +/-
Dolphin Isles	Robbery	0	0	0	0	0	0	N/C	N/C
	Burglary Residence	0	0	0	0	0	0	N/C	N/C
	Burglary Conveyance	0	0	0	0	0	0	N/C	N/C
	Burglary Business	0	0	0	0	0	0	N/C	N/C
	Vehicle Theft	0	0	0	0	0	0	N/C	N/C
Dolphin Isles Total		0	0	0	0	0	0	N/C	N/C
MONTHLY REPORT AT MAY 2024									
HOA	OFFENSE	Mar-23	Apr-23	May-23	Mar-24	Apr-24	May-24	Current Period-Same Period Last Year % +/-	Current Month-Previous Month % +/-
Dorsey-Riverbend	Robbery	1	3	0	0	0	0	-100%	N/C
	Burglary Residence	0	0	0	0	0	0	N/C	N/C
	Burglary Conveyance	3	2	4	2	3	1	-33%	-67%
	Burglary Business	1	1	0	2	1	1	100%	0%
	Vehicle Theft	2	4	3	4	0	2	-33%	N/C
Dorsey-Riverbend Total		7	10	7	8	4	4	-33%	0%

The numbers are subject to change to reflect upgrades/downgrades.

MONTHLY REPORT AT MAY 2024									
HOA	OFFENSE	Mar-23	Apr-23	May-23	Mar-24	Apr-24	May-24	Current Period-Same Period Last Year % +/-	Current Month-Previous Month % +/-
Durrs	Robbery	0	1	1	2	1	0	50%	-100%
	Burglary Residence	0	0	0	0	0	0	N/C	N/C
	Burglary Conveyance	4	2	3	2	1	1	-56%	0%
	Burglary Business	0	2	0	0	1	0	-50%	-100%
	Vehicle Theft	0	1	3	1	0	3	0%	N/C
Durrs Total		4	6	7	5	3	4	-29%	33%
MONTHLY REPORT AT MAY 2024									
HOA	OFFENSE	Mar-23	Apr-23	May-23	Mar-24	Apr-24	May-24	Current Period-Same Period Last Year % +/-	Current Month-Previous Month % +/-
Edgewood	Robbery	0	0	1	0	1	0	0%	-100%
	Burglary Residence	0	0	0	0	0	0	N/C	N/C
	Burglary Conveyance	1	3	0	5	1	3	125%	200%
	Burglary Business	0	0	4	1	0	5	50%	N/C
	Vehicle Theft	0	0	1	1	1	1	200%	0%
Edgewood Total		1	3	6	7	3	9	90%	200%
MONTHLY REPORT AT MAY 2024									
HOA	OFFENSE	Mar-23	Apr-23	May-23	Mar-24	Apr-24	May-24	Current Period-Same Period Last Year % +/-	Current Month-Previous Month % +/-
Flagler Village	Robbery	2	5	2	0	1	1	-78%	0%
	Burglary Residence	0	0	0	0	0	0	N/C	N/C
	Burglary Conveyance	6	6	10	6	7	3	-27%	-57%
	Burglary Business	2	0	4	2	2	0	-33%	-100%
	Vehicle Theft	5	7	9	5	2	5	-43%	150%
Flagler Village Total		15	18	25	13	12	9	-41%	-25%
MONTHLY REPORT AT MAY 2024									
HOA	OFFENSE	Mar-23	Apr-23	May-23	Mar-24	Apr-24	May-24	Current Period-Same Period Last Year % +/-	Current Month-Previous Month % +/-
Flamingo Park	Robbery	0	0	1	0	1	0	0%	-100%
	Burglary Residence	0	0	0	0	0	0	N/C	N/C
	Burglary Conveyance	0	0	2	0	0	0	-100%	N/C
	Burglary Business	0	1	0	0	0	0	-100%	N/C
	Vehicle Theft	0	0	1	0	0	0	-100%	N/C
Flamingo Park Total		0	1	4	0	1	0	-80%	-100%
MONTHLY REPORT AT MAY 2024									
HOA	OFFENSE	Mar-23	Apr-23	May-23	Mar-24	Apr-24	May-24	Current Period-Same Period Last Year % +/-	Current Month-Previous Month % +/-
Galt Mile Community	Robbery	1	0	0	0	0	2	100%	N/C
	Burglary Residence	0	0	0	0	0	0	N/C	N/C
	Burglary Conveyance	1	0	4	0	1	1	-60%	0%
	Burglary Business	0	0	3	0	0	0	-100%	N/C
	Vehicle Theft	1	0	0	0	1	1	100%	0%
Galt Mile Community Total		3	0	7	0	2	4	-40%	100%
MONTHLY REPORT AT MAY 2024									
HOA	OFFENSE	Mar-23	Apr-23	May-23	Mar-24	Apr-24	May-24	Current Period-Same Period Last Year % +/-	Current Month-Previous Month % +/-
Golden Heights	Robbery	0	0	0	0	0	0	N/C	N/C
	Burglary Residence	0	0	0	0	0	0	N/C	N/C
	Burglary Conveyance	0	0	0	0	0	0	N/C	N/C
	Burglary Business	0	0	0	0	0	0	N/C	N/C
	Vehicle Theft	0	0	0	0	0	0	N/C	N/C
Golden Heights Total		0	0	0	0	0	0	N/C	N/C
MONTHLY REPORT AT MAY 2024									
HOA	OFFENSE	Mar-23	Apr-23	May-23	Mar-24	Apr-24	May-24	Current Period-Same Period Last Year % +/-	Current Month-Previous Month % +/-
Harbor Beach	Robbery	0	0	0	0	0	0	N/C	N/C
	Burglary Residence	0	0	0	0	0	0	N/C	N/C
	Burglary Conveyance	0	2	0	1	0	0	-50%	N/C
	Burglary Business	0	0	0	0	0	0	N/C	N/C
	Vehicle Theft	0	1	1	1	0	0	-50%	N/C
Harbor Beach Total		0	3	1	2	0	0	-50%	N/C

The numbers are subject to change to reflect upgrades/downgrades.

MONTHLY REPORT AT MAY 2024									
HOA	OFFENSE	Mar-23	Apr-23	May-23	Mar-24	Apr-24	May-24	Current Period-Same Period Last Year % +/-	Current Month-Previous Month % +/-
Harbor Drive	Robbery	0	0	0	0	0	0	N/C	N/C
	Burglary Residence	0	0	0	0	0	0	N/C	N/C
	Burglary Conveyance	0	0	0	1	0	0	N/C	N/C
	Burglary Business	0	1	0	1	0	0	0%	N/C
	Vehicle Theft	0	0	0	0	0	0	N/C	N/C
Harbor Drive Total		0	1	0	2	0	0	100%	N/C
MONTHLY REPORT AT MAY 2024									
HOA	OFFENSE	Mar-23	Apr-23	May-23	Mar-24	Apr-24	May-24	Current Period-Same Period Last Year % +/-	Current Month-Previous Month % +/-
Harbordale	Robbery	3	4	0	0	1	1	-71%	0%
	Burglary Residence	0	0	0	0	0	0	N/C	N/C
	Burglary Conveyance	5	2	5	2	7	5	17%	-29%
	Burglary Business	4	1	1	0	0	0	-100%	N/C
	Vehicle Theft	1	5	1	3	2	1	-14%	-50%
Harbordale Total		13	12	7	5	10	7	-31%	-30%
MONTHLY REPORT AT MAY 2024									
HOA	OFFENSE	Mar-23	Apr-23	May-23	Mar-24	Apr-24	May-24	Current Period-Same Period Last Year % +/-	Current Month-Previous Month % +/-
Harbour Inlet	Robbery	0	0	0	0	0	0	N/C	N/C
	Burglary Residence	0	0	0	0	0	0	N/C	N/C
	Burglary Conveyance	0	0	0	0	0	0	N/C	N/C
	Burglary Business	0	0	0	0	0	0	N/C	N/C
	Vehicle Theft	0	0	1	0	0	0	-100%	N/C
Harbour Inlet Total		0	0	1	0	0	0	-100%	N/C
MONTHLY REPORT AT MAY 2024									
HOA	OFFENSE	Mar-23	Apr-23	May-23	Mar-24	Apr-24	May-24	Current Period-Same Period Last Year % +/-	Current Month-Previous Month % +/-
Harbour Isles	Robbery	0	0	0	0	0	0	N/C	N/C
	Burglary Residence	0	0	0	0	0	0	N/C	N/C
	Burglary Conveyance	0	1	0	0	0	0	-100%	N/C
	Burglary Business	0	0	0	0	1	0	N/C	-100%
	Vehicle Theft	1	0	0	0	0	1	0%	N/C
Harbour Isles Total		1	1	0	0	1	1	0%	0%
MONTHLY REPORT AT MAY 2024									
HOA	OFFENSE	Mar-23	Apr-23	May-23	Mar-24	Apr-24	May-24	Current Period-Same Period Last Year % +/-	Current Month-Previous Month % +/-
Hendricks and Venice Isles	Robbery	0	0	0	0	0	0	N/C	N/C
	Burglary Residence	0	0	0	0	0	0	N/C	N/C
	Burglary Conveyance	0	0	0	0	1	1	N/C	0%
	Burglary Business	0	0	0	0	0	0	N/C	N/C
	Vehicle Theft	0	1	1	0	1	0	-50%	-100%
Hendricks and Venice Isles Total		0	1	1	0	2	1	50%	-50%
MONTHLY REPORT AT MAY 2024									
HOA	OFFENSE	Mar-23	Apr-23	May-23	Mar-24	Apr-24	May-24	Current Period-Same Period Last Year % +/-	Current Month-Previous Month % +/-
Home Beautiful Park	Robbery	0	0	0	2	0	0	N/C	N/C
	Burglary Residence	0	0	0	0	0	0	N/C	N/C
	Burglary Conveyance	1	0	2	1	1	1	0%	0%
	Burglary Business	0	0	0	0	0	0	N/C	N/C
	Vehicle Theft	0	2	1	2	2	0	33%	-100%
Home Beautiful Park Total		1	2	3	5	3	1	50%	-67%
MONTHLY REPORT AT MAY 2024									
HOA	OFFENSE	Mar-23	Apr-23	May-23	Mar-24	Apr-24	May-24	Current Period-Same Period Last Year % +/-	Current Month-Previous Month % +/-
Idlewyld Improvement	Robbery	0	0	0	0	0	0	N/C	N/C
	Burglary Residence	0	0	0	0	0	0	N/C	N/C
	Burglary Conveyance	0	0	0	0	0	0	N/C	N/C
	Burglary Business	0	0	0	0	0	0	N/C	N/C
	Vehicle Theft	0	0	0	0	0	0	N/C	N/C
Idlewyld Improvement Total		0	0	0	0	0	0	N/C	N/C

The numbers are subject to change to reflect upgrades/downgrades.

MONTHLY REPORT AT MAY 2024									
HOA	OFFENSE	Mar-23	Apr-23	May-23	Mar-24	Apr-24	May-24	Current Period-Same Period Last Year % +/-	Current Month-Previous Month % +/-
Imperial Point	Robbery	0	0	0	0	0	0	N/C	N/C
	Burglary Residence	0	0	0	0	0	0	N/C	N/C
	Burglary Conveyance	5	2	0	0	0	1	-86%	N/C
	Burglary Business	2	0	0	0	0	0	-100%	N/C
	Vehicle Theft	1	0	1	1	2	0	50%	-100%
Imperial Point Total		8	2	1	1	2	1	-64%	-50%
MONTHLY REPORT AT MAY 2024									
HOA	OFFENSE	Mar-23	Apr-23	May-23	Mar-24	Apr-24	May-24	Current Period-Same Period Last Year % +/-	Current Month-Previous Month % +/-
Knoll Ridge	Robbery	0	0	0	0	0	0	N/C	N/C
	Burglary Residence	0	0	0	0	0	0	N/C	N/C
	Burglary Conveyance	1	1	1	1	0	0	-67%	N/C
	Burglary Business	0	0	0	0	0	0	N/C	N/C
	Vehicle Theft	0	1	1	0	1	0	-50%	-100%
Knoll Ridge Total		1	2	2	1	1	0	-60%	-100%
MONTHLY REPORT AT MAY 2024									
HOA	OFFENSE	Mar-23	Apr-23	May-23	Mar-24	Apr-24	May-24	Current Period-Same Period Last Year % +/-	Current Month-Previous Month % +/-
Lake Aire Palm View	Robbery	0	0	0	0	0	0	N/C	N/C
	Burglary Residence	0	0	0	0	0	0	N/C	N/C
	Burglary Conveyance	2	1	2	0	0	0	-100%	N/C
	Burglary Business	0	0	0	0	0	0	N/C	N/C
	Vehicle Theft	0	0	0	0	1	0	N/C	-100%
Lake Aire Palm View Total		2	1	2	0	1	0	-80%	-100%
MONTHLY REPORT AT MAY 2024									
HOA	OFFENSE	Mar-23	Apr-23	May-23	Mar-24	Apr-24	May-24	Current Period-Same Period Last Year % +/-	Current Month-Previous Month % +/-
Lake Estates Improvement	Robbery	0	0	0	0	0	0	N/C	N/C
	Burglary Residence	0	0	0	0	0	0	N/C	N/C
	Burglary Conveyance	0	0	0	0	0	0	N/C	N/C
	Burglary Business	0	0	0	0	0	0	N/C	N/C
	Vehicle Theft	0	0	0	0	0	0	N/C	N/C
Lake Estates Improvement Total		0	0	0	0	0	0	N/C	N/C
MONTHLY REPORT AT MAY 2024									
HOA	OFFENSE	Mar-23	Apr-23	May-23	Mar-24	Apr-24	May-24	Current Period-Same Period Last Year % +/-	Current Month-Previous Month % +/-
Lake Ridge	Robbery	0	2	2	0	0	0	-100%	N/C
	Burglary Residence	0	0	0	0	0	0	N/C	N/C
	Burglary Conveyance	3	5	2	3	3	2	-20%	-33%
	Burglary Business	2	0	0	1	1	0	0%	-100%
	Vehicle Theft	3	1	1	4	3	2	80%	-33%
Lake Ridge Total		8	8	5	8	7	4	-10%	-43%
MONTHLY REPORT AT MAY 2024									
HOA	OFFENSE	Mar-23	Apr-23	May-23	Mar-24	Apr-24	May-24	Current Period-Same Period Last Year % +/-	Current Month-Previous Month % +/-
Landings Residential	Robbery	0	0	1	0	0	0	-100%	N/C
	Burglary Residence	0	0	0	0	0	0	N/C	N/C
	Burglary Conveyance	3	1	2	0	1	2	-50%	100%
	Burglary Business	0	0	0	0	0	0	N/C	N/C
	Vehicle Theft	2	1	2	0	0	0	-100%	N/C
Landings Residential Total		5	2	5	0	1	2	-75%	100%
MONTHLY REPORT AT MAY 2024									
HOA	OFFENSE	Mar-23	Apr-23	May-23	Mar-24	Apr-24	May-24	Current Period-Same Period Last Year % +/-	Current Month-Previous Month % +/-
Las Olas Isles Homeowners	Robbery	0	0	0	0	0	0	N/C	N/C
	Burglary Residence	0	0	0	0	0	0	N/C	N/C
	Burglary Conveyance	2	2	1	1	0	0	-80%	N/C
	Burglary Business	0	0	0	0	0	0	N/C	N/C
	Vehicle Theft	1	2	0	0	0	0	-100%	N/C
Las Olas Isles Homeowners Total		3	4	1	1	0	0	-88%	N/C

The numbers are subject to change to reflect upgrades/downgrades.

MONTHLY REPORT AT MAY 2024									
HOA	OFFENSE	Mar-23	Apr-23	May-23	Mar-24	Apr-24	May-24	Current Period-Same Period Last Year % +/-	Current Month-Previous Month % +/-
Lauderdale Beach	Robbery	0	0	0	0	0	0	N/C	N/C
	Burglary Residence	0	0	0	0	0	0	N/C	N/C
	Burglary Conveyance	0	0	1	0	0	0	-100%	N/C
	Burglary Business	1	0	0	0	0	0	-100%	N/C
	Vehicle Theft	1	0	0	0	0	0	-100%	N/C
Lauderdale Beach Total		2	0	1	0	0	0	-100%	N/C
MONTHLY REPORT AT MAY 2024									
HOA	OFFENSE	Mar-23	Apr-23	May-23	Mar-24	Apr-24	May-24	Current Period-Same Period Last Year % +/-	Current Month-Previous Month % +/-
Lauderdale Harbours	Robbery	0	0	0	0	0	0	N/C	N/C
	Burglary Residence	0	0	0	0	0	0	N/C	N/C
	Burglary Conveyance	0	1	0	1	0	0	0%	N/C
	Burglary Business	0	0	0	0	0	0	N/C	N/C
	Vehicle Theft	1	0	1	0	0	1	-50%	N/C
Lauderdale Harbours Total		1	1	1	1	0	1	-33%	N/C
MONTHLY REPORT AT MAY 2024									
HOA	OFFENSE	Mar-23	Apr-23	May-23	Mar-24	Apr-24	May-24	Current Period-Same Period Last Year % +/-	Current Month-Previous Month % +/-
Lauderdale Isles	Robbery	0	0	0	0	0	0	N/C	N/C
	Burglary Residence	0	0	0	0	0	0	N/C	N/C
	Burglary Conveyance	1	2	0	0	0	0	-100%	N/C
	Burglary Business	0	0	0	0	0	0	N/C	N/C
	Vehicle Theft	0	0	1	0	0	0	-100%	N/C
Lauderdale Isles Total		1	2	1	0	0	0	-100%	N/C
MONTHLY REPORT AT MAY 2024									
HOA	OFFENSE	Mar-23	Apr-23	May-23	Mar-24	Apr-24	May-24	Current Period-Same Period Last Year % +/-	Current Month-Previous Month % +/-
Lauderdale Manors	Robbery	0	2	2	2	0	3	25%	N/C
	Burglary Residence	0	0	0	0	0	0	N/C	N/C
	Burglary Conveyance	3	7	8	6	5	7	0%	40%
	Burglary Business	0	0	3	3	0	2	67%	N/C
	Vehicle Theft	2	1	3	7	7	3	183%	-57%
Lauderdale Manors Total		5	10	16	18	12	15	45%	25%
MONTHLY REPORT AT MAY 2024									
HOA	OFFENSE	Mar-23	Apr-23	May-23	Mar-24	Apr-24	May-24	Current Period-Same Period Last Year % +/-	Current Month-Previous Month % +/-
Lauderdale West	Robbery	0	1	0	1	0	0	0%	N/C
	Burglary Residence	0	0	0	0	0	0	N/C	N/C
	Burglary Conveyance	0	1	0	0	0	1	0%	N/C
	Burglary Business	0	0	1	0	0	0	-100%	N/C
	Vehicle Theft	0	1	1	0	0	0	-100%	N/C
Lauderdale West Total		0	3	2	1	0	1	-60%	N/C
MONTHLY REPORT AT MAY 2024									
HOA	OFFENSE	Mar-23	Apr-23	May-23	Mar-24	Apr-24	May-24	Current Period-Same Period Last Year % +/-	Current Month-Previous Month % +/-
Laudergate Isles	Robbery	0	0	0	0	0	0	N/C	N/C
	Burglary Residence	0	0	0	0	0	0	N/C	N/C
	Burglary Conveyance	0	0	0	0	0	0	N/C	N/C
	Burglary Business	0	0	0	0	0	0	N/C	N/C
	Vehicle Theft	0	0	1	0	0	0	-100%	N/C
Laudergate Isles Total		0	0	1	0	0	0	-100%	N/C
MONTHLY REPORT AT MAY 2024									
HOA	OFFENSE	Mar-23	Apr-23	May-23	Mar-24	Apr-24	May-24	Current Period-Same Period Last Year % +/-	Current Month-Previous Month % +/-
Lofts of Palm Aire Village	Robbery	0	0	0	0	0	0	N/C	N/C
	Burglary Residence	0	0	0	0	0	0	N/C	N/C
	Burglary Conveyance	0	0	1	0	0	0	-100%	N/C
	Burglary Business	0	0	0	0	0	0	N/C	N/C
	Vehicle Theft	1	0	0	0	0	0	-100%	N/C
Lofts of Palm Aire Village Total		1	0	1	0	0	0	-100%	N/C

The numbers are subject to change to reflect upgrades/downgrades.

MONTHLY REPORT AT MAY 2024									
HOA	OFFENSE	Mar-23	Apr-23	May-23	Mar-24	Apr-24	May-24	Current Period-Same Period Last Year % +/-	Current Month-Previous Month % +/-
Melrose Manors	Robbery	0	2	1	0	1	0	-67%	-100%
	Burglary Residence	0	0	0	0	0	0	N/C	N/C
	Burglary Conveyance	4	1	2	1	1	4	-14%	300%
	Burglary Business	0	0	0	2	1	0	N/C	-100%
	Vehicle Theft	1	3	4	4	2	2	0%	0%
Melrose Manors Total		5	6	7	7	5	6	0%	20%
MONTHLY REPORT AT MAY 2024									
HOA	OFFENSE	Mar-23	Apr-23	May-23	Mar-24	Apr-24	May-24	Current Period-Same Period Last Year % +/-	Current Month-Previous Month % +/-
Melrose Park	Robbery	2	2	1	0	0	0	-100%	N/C
	Burglary Residence	0	0	0	0	0	0	N/C	N/C
	Burglary Conveyance	5	3	6	4	3	0	-50%	-100%
	Burglary Business	0	3	2	0	0	0	-100%	N/C
	Vehicle Theft	5	4	1	2	2	0	-60%	-100%
Melrose Park Total		12	12	10	6	5	0	-68%	-100%
MONTHLY REPORT AT MAY 2024									
HOA	OFFENSE	Mar-23	Apr-23	May-23	Mar-24	Apr-24	May-24	Current Period-Same Period Last Year % +/-	Current Month-Previous Month % +/-
Middle River Terrace	Robbery	0	0	1	0	0	0	-100%	N/C
	Burglary Residence	0	0	0	0	0	0	N/C	N/C
	Burglary Conveyance	1	0	3	4	4	1	125%	-75%
	Burglary Business	0	0	0	0	0	0	N/C	N/C
	Vehicle Theft	0	3	2	2	0	3	0%	N/C
Middle River Terrace Total		1	3	6	6	4	4	40%	0%
MONTHLY REPORT AT MAY 2024									
HOA	OFFENSE	Mar-23	Apr-23	May-23	Mar-24	Apr-24	May-24	Current Period-Same Period Last Year % +/-	Current Month-Previous Month % +/-
Navarrea Isle	Robbery	0	0	0	0	0	0	N/C	N/C
	Burglary Residence	0	0	0	0	0	0	N/C	N/C
	Burglary Conveyance	0	0	0	0	0	0	N/C	N/C
	Burglary Business	0	0	0	0	0	1	N/C	N/C
	Vehicle Theft	0	0	0	0	0	0	N/C	N/C
Navarrea Isle Total		0	0	0	0	0	1	N/C	N/C
MONTHLY REPORT AT MAY 2024									
HOA	OFFENSE	Mar-23	Apr-23	May-23	Mar-24	Apr-24	May-24	Current Period-Same Period Last Year % +/-	Current Month-Previous Month % +/-
North Golf Estates	Robbery	0	0	0	0	0	0	N/C	N/C
	Burglary Residence	0	0	0	0	0	0	N/C	N/C
	Burglary Conveyance	1	0	0	1	0	2	200%	N/C
	Burglary Business	0	0	0	0	0	0	N/C	N/C
	Vehicle Theft	0	0	0	0	0	1	N/C	N/C
North Golf Estates Total		1	0	0	1	0	3	300%	N/C
MONTHLY REPORT AT MAY 2024									
HOA	OFFENSE	Mar-23	Apr-23	May-23	Mar-24	Apr-24	May-24	Current Period-Same Period Last Year % +/-	Current Month-Previous Month % +/-
Nurmi Isles	Robbery	0	0	0	0	0	0	N/C	N/C
	Burglary Residence	0	0	0	0	0	0	N/C	N/C
	Burglary Conveyance	0	0	0	0	0	0	N/C	N/C
	Burglary Business	0	0	0	0	0	0	N/C	N/C
	Vehicle Theft	1	0	0	1	0	0	0%	N/C
Nurmi Isles Total		1	0	0	1	0	0	0%	N/C
MONTHLY REPORT AT MAY 2024									
HOA	OFFENSE	Mar-23	Apr-23	May-23	Mar-24	Apr-24	May-24	Current Period-Same Period Last Year % +/-	Current Month-Previous Month % +/-
Oak River Homeowners	Robbery	0	0	0	0	0	0	N/C	N/C
	Burglary Residence	0	0	0	0	0	0	N/C	N/C
	Burglary Conveyance	0	0	0	0	0	0	N/C	N/C
	Burglary Business	0	0	0	0	0	0	N/C	N/C
	Vehicle Theft	0	0	0	0	0	0	N/C	N/C
Oak River Homeowners Total		0	0	0	0	0	0	N/C	N/C

The numbers are subject to change to reflect upgrades/downgrades.

MONTHLY REPORT AT MAY 2024									
HOA	OFFENSE	Mar-23	Apr-23	May-23	Mar-24	Apr-24	May-24	Current Period-Same Period Last Year % +/-	Current Month-Previous Month % +/-
Palm Aire Village	Robbery	0	0	0	0	0	0	N/C	N/C
	Burglary Residence	0	0	0	0	0	0	N/C	N/C
	Burglary Conveyance	6	0	1	0	0	0	-100%	N/C
	Burglary Business	0	0	0	0	0	0	N/C	N/C
	Vehicle Theft	1	0	0	0	0	0	-100%	N/C
Palm Aire Village Total		7	0	1	0	0	0	-100%	N/C
MONTHLY REPORT AT MAY 2024									
HOA	OFFENSE	Mar-23	Apr-23	May-23	Mar-24	Apr-24	May-24	Current Period-Same Period Last Year % +/-	Current Month-Previous Month % +/-
Palm-Aire Village (EAST)	Robbery	0	0	0	0	0	0	N/C	N/C
	Burglary Residence	0	0	0	0	0	0	N/C	N/C
	Burglary Conveyance	0	0	0	0	0	0	N/C	N/C
	Burglary Business	0	0	0	0	0	0	N/C	N/C
	Vehicle Theft	0	0	0	0	0	0	N/C	N/C
Palm-Aire Village (EAST) Total		0	0	0	0	0	0	N/C	N/C
MONTHLY REPORT AT MAY 2024									
HOA	OFFENSE	Mar-23	Apr-23	May-23	Mar-24	Apr-24	May-24	Current Period-Same Period Last Year % +/-	Current Month-Previous Month % +/-
Poinciana Park	Robbery	0	0	3	0	2	0	-33%	-100%
	Burglary Residence	0	0	0	0	0	0	N/C	N/C
	Burglary Conveyance	3	4	5	0	3	1	-67%	-67%
	Burglary Business	1	0	2	0	0	1	-67%	N/C
	Vehicle Theft	3	8	5	2	2	6	-38%	200%
Poinciana Park Total		7	12	15	2	7	8	-50%	14%
MONTHLY REPORT AT MAY 2024									
HOA	OFFENSE	Mar-23	Apr-23	May-23	Mar-24	Apr-24	May-24	Current Period-Same Period Last Year % +/-	Current Month-Previous Month % +/-
Poinsettia Heights	Robbery	0	0	1	0	0	0	-100%	N/C
	Burglary Residence	0	0	0	0	0	0	N/C	N/C
	Burglary Conveyance	2	4	3	2	1	0	-67%	-100%
	Burglary Business	0	0	1	0	0	0	-100%	N/C
	Vehicle Theft	1	1	2	2	1	2	25%	100%
Poinsettia Heights Total		3	5	7	4	2	2	-47%	0%
MONTHLY REPORT AT MAY 2024									
HOA	OFFENSE	Mar-23	Apr-23	May-23	Mar-24	Apr-24	May-24	Current Period-Same Period Last Year % +/-	Current Month-Previous Month % +/-
Progresso Village	Robbery	0	2	0	0	1	4	150%	300%
	Burglary Residence	0	0	0	0	0	0	N/C	N/C
	Burglary Conveyance	3	7	6	2	2	6	-38%	200%
	Burglary Business	1	6	3	3	2	1	-40%	-50%
	Vehicle Theft	4	5	2	1	2	0	-73%	-100%
Progresso Village Total		8	20	11	6	7	11	-38%	57%
MONTHLY REPORT AT MAY 2024									
HOA	OFFENSE	Mar-23	Apr-23	May-23	Mar-24	Apr-24	May-24	Current Period-Same Period Last Year % +/-	Current Month-Previous Month % +/-
Rio Vista	Robbery	0	0	0	0	0	0	N/C	N/C
	Burglary Residence	0	0	0	0	0	0	N/C	N/C
	Burglary Conveyance	3	4	3	1	1	0	-80%	-100%
	Burglary Business	0	0	0	0	0	0	N/C	N/C
	Vehicle Theft	1	2	1	2	1	0	-25%	-100%
Rio Vista Total		4	6	4	3	2	0	-64%	-100%
MONTHLY REPORT AT MAY 2024									
HOA	OFFENSE	Mar-23	Apr-23	May-23	Mar-24	Apr-24	May-24	Current Period-Same Period Last Year % +/-	Current Month-Previous Month % +/-
River Garden Sweeting Estate	Robbery	0	0	0	0	0	0	N/C	N/C
	Burglary Residence	0	0	0	0	0	0	N/C	N/C
	Burglary Conveyance	4	1	1	2	0	0	-67%	N/C
	Burglary Business	0	0	0	0	0	0	N/C	N/C
	Vehicle Theft	1	0	2	0	0	0	-100%	N/C
River Garden Sweeting Estate Total		5	1	3	2	0	0	-78%	N/C

The numbers are subject to change to reflect upgrades/downgrades.

MONTHLY REPORT AT MAY 2024									
HOA	OFFENSE	Mar-23	Apr-23	May-23	Mar-24	Apr-24	May-24	Current Period-Same Period Last Year % +/-	Current Month-Previous Month % +/-
River Landings	Robbery	0	0	0	0	0	0	N/C	N/C
	Burglary Residence	0	0	0	0	0	0	N/C	N/C
	Burglary Conveyance	0	0	0	0	0	0	N/C	N/C
	Burglary Business	0	0	0	0	0	0	N/C	N/C
	Vehicle Theft	0	0	0	0	0	0	N/C	N/C
River Landings Total		0	0	0	0	0	0	N/C	N/C
MONTHLY REPORT AT MAY 2024									
HOA	OFFENSE	Mar-23	Apr-23	May-23	Mar-24	Apr-24	May-24	Current Period-Same Period Last Year % +/-	Current Month-Previous Month % +/-
River Oaks	Robbery	1	0	0	1	1	0	100%	-100%
	Burglary Residence	0	0	0	0	0	0	N/C	N/C
	Burglary Conveyance	2	1	2	2	7	1	100%	-86%
	Burglary Business	0	2	1	0	0	0	-100%	N/C
	Vehicle Theft	4	1	3	0	2	3	-38%	50%
River Oaks Total		7	4	6	3	10	4	0%	-60%
MONTHLY REPORT AT MAY 2024									
HOA	OFFENSE	Mar-23	Apr-23	May-23	Mar-24	Apr-24	May-24	Current Period-Same Period Last Year % +/-	Current Month-Previous Month % +/-
River Run	Robbery	0	0	1	0	0	0	-100%	N/C
	Burglary Residence	0	0	0	0	0	0	N/C	N/C
	Burglary Conveyance	0	1	0	1	0	0	0%	N/C
	Burglary Business	0	0	0	0	0	0	N/C	N/C
	Vehicle Theft	0	0	0	0	0	0	N/C	N/C
River Run Total		0	1	1	1	0	0	-50%	N/C
MONTHLY REPORT AT MAY 2024									
HOA	OFFENSE	Mar-23	Apr-23	May-23	Mar-24	Apr-24	May-24	Current Period-Same Period Last Year % +/-	Current Month-Previous Month % +/-
Riverland Civic	Robbery	1	0	0	2	2	1	400%	-50%
	Burglary Residence	0	0	0	0	0	0	N/C	N/C
	Burglary Conveyance	3	1	7	2	1	2	-55%	100%
	Burglary Business	4	1	1	6	7	3	167%	-57%
	Vehicle Theft	2	2	8	3	2	4	-25%	100%
Riverland Total		10	4	16	13	12	10	17%	-17%
MONTHLY REPORT AT MAY 2024									
HOA	OFFENSE	Mar-23	Apr-23	May-23	Mar-24	Apr-24	May-24	Current Period-Same Period Last Year % +/-	Current Month-Previous Month % +/-
Riverland Manors	Robbery	0	0	0	0	0	0	N/C	N/C
	Burglary Residence	0	0	0	0	0	0	N/C	N/C
	Burglary Conveyance	0	0	0	1	0	0	N/C	N/C
	Burglary Business	0	0	0	0	0	0	N/C	N/C
	Vehicle Theft	0	0	0	0	0	0	N/C	N/C
Riverland Manors Total		0	0	0	1	0	0	N/C	N/C
MONTHLY REPORT AT MAY 2024									
HOA	OFFENSE	Mar-23	Apr-23	May-23	Mar-24	Apr-24	May-24	Current Period-Same Period Last Year % +/-	Current Month-Previous Month % +/-
Riverland Village	Robbery	0	0	0	0	0	0	N/C	N/C
	Burglary Residence	0	0	0	0	0	0	N/C	N/C
	Burglary Conveyance	0	2	1	0	1	0	-67%	-100%
	Burglary Business	0	0	0	0	0	0	N/C	N/C
	Vehicle Theft	0	0	1	1	0	0	0%	N/C
Riverland Village Total		0	2	2	1	1	0	-50%	-100%
MONTHLY REPORT AT MAY 2024									
HOA	OFFENSE	Mar-23	Apr-23	May-23	Mar-24	Apr-24	May-24	Current Period-Same Period Last Year % +/-	Current Month-Previous Month % +/-
Riverland Woods	Robbery	0	0	0	0	0	0	N/C	N/C
	Burglary Residence	0	0	0	0	0	0	N/C	N/C
	Burglary Conveyance	0	0	0	0	0	0	N/C	N/C
	Burglary Business	0	0	0	0	0	0	N/C	N/C
	Vehicle Theft	0	0	0	0	0	0	N/C	N/C
Riverland Woods Total		0	0	0	0	0	0	N/C	N/C

The numbers are subject to change to reflect upgrades/downgrades.

MONTHLY REPORT AT MAY 2024									
HOA	OFFENSE	Mar-23	Apr-23	May-23	Mar-24	Apr-24	May-24	Current Period-Same Period Last Year % +/-	Current Month-Previous Month % +/-
Riverside Park	Robbery	0	0	0	1	0	1	N/C	N/C
	Burglary Residence	0	0	0	0	0	0	N/C	N/C
	Burglary Conveyance	4	1	4	4	1	2	-22%	100%
	Burglary Business	0	0	0	2	0	0	N/C	N/C
	Vehicle Theft	0	3	2	3	0	4	40%	N/C
Riverside Park Total		4	4	6	10	1	7	29%	600%
MONTHLY REPORT AT MAY 2024									
HOA	OFFENSE	Mar-23	Apr-23	May-23	Mar-24	Apr-24	May-24	Current Period-Same Period Last Year % +/-	Current Month-Previous Month % +/-
Riviera Isles	Robbery	0	0	0	0	0	0	N/C	N/C
	Burglary Residence	0	0	0	0	0	0	N/C	N/C
	Burglary Conveyance	0	0	0	0	0	0	N/C	N/C
	Burglary Business	0	0	0	0	0	0	N/C	N/C
	Vehicle Theft	0	1	0	0	0	0	-100%	N/C
Riviera Isles Total		0	0	0	0	0	0	N/C	N/C
MONTHLY REPORT AT MAY 2024									
HOA	OFFENSE	Mar-23	Apr-23	May-23	Mar-24	Apr-24	May-24	Current Period-Same Period Last Year % +/-	Current Month-Previous Month % +/-
Rock Island	Robbery	1	0	1	0	1	1	0%	0%
	Burglary Residence	0	0	0	0	0	0	N/C	N/C
	Burglary Conveyance	3	0	2	0	1	2	-40%	100%
	Burglary Business	0	0	2	0	0	0	-100%	N/C
	Vehicle Theft	0	1	0	2	3	5	900%	67%
Rock Island Total		4	1	5	2	5	8	50%	60%
MONTHLY REPORT AT MAY 2024									
HOA	OFFENSE	Mar-23	Apr-23	May-23	Mar-24	Apr-24	May-24	Current Period-Same Period Last Year % +/-	Current Month-Previous Month % +/-
Sailboat Bend	Robbery	3	1	6	4	3	2	-10%	-33%
	Burglary Residence	0	0	0	0	0	0	N/C	N/C
	Burglary Conveyance	2	3	8	6	5	3	8%	-40%
	Burglary Business	1	1	0	0	0	0	-100%	N/C
	Vehicle Theft	0	4	4	0	1	0	-88%	-100%
Sailboat Bend Total		6	9	18	10	9	5	-27%	-44%
MONTHLY REPORT AT MAY 2024									
HOA	OFFENSE	Mar-23	Apr-23	May-23	Mar-24	Apr-24	May-24	Current Period-Same Period Last Year % +/-	Current Month-Previous Month % +/-
Seven Isles	Robbery	0	0	0	0	0	0	N/C	N/C
	Burglary Residence	0	0	0	0	0	0	N/C	N/C
	Burglary Conveyance	0	0	0	0	0	0	N/C	N/C
	Burglary Business	0	0	0	0	0	0	N/C	N/C
	Vehicle Theft	2	0	0	0	0	0	-100%	N/C
Seven Isles Total		2	0	0	0	0	0	-100%	N/C
MONTHLY REPORT AT MAY 2024									
HOA	OFFENSE	Mar-23	Apr-23	May-23	Mar-24	Apr-24	May-24	Current Period-Same Period Last Year % +/-	Current Month-Previous Month % +/-
Shady Banks	Robbery	0	0	0	0	0	0	N/C	N/C
	Burglary Residence	0	0	0	0	0	0	N/C	N/C
	Burglary Conveyance	0	0	0	5	0	0	N/C	N/C
	Burglary Business	0	0	0	0	0	0	N/C	N/C
	Vehicle Theft	0	0	0	0	0	0	N/C	N/C
Shady Banks Total		0	0	0	5	0	0	N/C	N/C
MONTHLY REPORT AT MAY 2024									
HOA	OFFENSE	Mar-23	Apr-23	May-23	Mar-24	Apr-24	May-24	Current Period-Same Period Last Year % +/-	Current Month-Previous Month % +/-
South Middle River	Robbery	0	1	2	0	2	1	0%	-50%
	Burglary Residence	0	0	0	0	0	0	N/C	N/C
	Burglary Conveyance	6	6	8	8	2	7	-15%	250%
	Burglary Business	1	0	1	0	0	0	-100%	N/C
	Vehicle Theft	3	4	5	7	5	9	75%	80%
South Middle River Total		10	11	16	15	9	17	11%	89%

The numbers are subject to change to reflect upgrades/downgrades.

MONTHLY REPORT AT MAY 2024									
HOA	OFFENSE	Mar-23	Apr-23	May-23	Mar-24	Apr-24	May-24	Current Period-Same Period Last Year % +/-	Current Month-Previous Month % +/-
Sunrise Intracoastal	Robbery	0	0	0	0	0	0	N/C	N/C
	Burglary Residence	0	0	0	0	0	0	N/C	N/C
	Burglary Conveyance	0	0	0	0	1	1	N/C	0%
	Burglary Business	0	0	0	0	0	0	N/C	N/C
	Vehicle Theft	0	0	2	0	1	0	-50%	-100%
Sunrise Intracoastal Total		0	0	2	0	2	1	50%	-50%
MONTHLY REPORT AT MAY 2024									
HOA	OFFENSE	Mar-23	Apr-23	May-23	Mar-24	Apr-24	May-24	Current Period-Same Period Last Year % +/-	Current Month-Previous Month % +/-
Sunrise Key	Robbery	0	0	0	0	0	0	N/C	N/C
	Burglary Residence	0	0	0	0	0	0	N/C	N/C
	Burglary Conveyance	0	0	0	0	0	0	N/C	N/C
	Burglary Business	0	0	0	0	0	0	N/C	N/C
	Vehicle Theft	1	0	0	0	1	0	0%	-100%
Sunrise Key Total		1	0	0	0	1	0	0%	-100%
MONTHLY REPORT AT MAY 2024									
HOA	OFFENSE	Mar-23	Apr-23	May-23	Mar-24	Apr-24	May-24	Current Period-Same Period Last Year % +/-	Current Month-Previous Month % +/-
Sunset	Robbery	0	0	1	0	1	1	100%	0%
	Burglary Residence	0	0	0	0	0	0	N/C	N/C
	Burglary Conveyance	2	3	1	0	1	1	-67%	0%
	Burglary Business	0	0	2	2	2	0	100%	-100%
	Vehicle Theft	0	0	1	0	2	2	300%	0%
Sunset Total		2	3	5	2	6	4	20%	-33%
MONTHLY REPORT AT MAY 2024									
HOA	OFFENSE	Mar-23	Apr-23	May-23	Mar-24	Apr-24	May-24	Current Period-Same Period Last Year % +/-	Current Month-Previous Month % +/-
Tarpon River	Robbery	1	0	0	0	1	0	0%	-100%
	Burglary Residence	0	0	0	0	0	0	N/C	N/C
	Burglary Conveyance	2	6	4	1	1	0	-83%	-100%
	Burglary Business	1	2	0	0	0	0	-100%	N/C
	Vehicle Theft	0	2	3	5	5	2	140%	-60%
Tarpon River Total		4	10	7	6	7	2	-29%	-71%
MONTHLY REPORT AT MAY 2024									
HOA	OFFENSE	Mar-23	Apr-23	May-23	Mar-24	Apr-24	May-24	Current Period-Same Period Last Year % +/-	Current Month-Previous Month % +/-
Twin Lakes North	Robbery	0	0	0	0	0	0	N/C	N/C
	Burglary Residence	0	0	0	0	0	0	N/C	N/C
	Burglary Conveyance	0	0	1	0	1	0	0%	-100%
	Burglary Business	0	0	0	0	0	0	N/C	N/C
	Vehicle Theft	0	1	0	1	0	0	0%	N/C
Twin Lakes North Total		0	1	1	1	1	0	0%	-100%
MONTHLY REPORT AT MAY 2024									
HOA	OFFENSE	Mar-23	Apr-23	May-23	Mar-24	Apr-24	May-24	Current Period-Same Period Last Year % +/-	Current Month-Previous Month % +/-
Victoria Park	Robbery	2	1	0	1	0	1	-33%	N/C
	Burglary Residence	0	0	0	0	0	0	N/C	N/C
	Burglary Conveyance	3	9	6	5	8	5	0%	-38%
	Burglary Business	1	0	4	1	1	0	-60%	-100%
	Vehicle Theft	4	1	7	8	3	3	17%	0%
Victoria Park Total		10	11	17	15	12	9	-5%	-25%

The numbers are subject to change to reflect upgrades/downgrades.